

DRIVER: MIKE DALY

EVENT: _____

CLASS: OPEN SPRINT

TRACK: SILVER DOLLAR

- Clay Hard Packed Loose Dirt
- Carpet Asphalt Concrete
- Flat Banked True Oval Tri-Oval
- Traction: High Medium Low



LEFT FRONT SUSPENSION RIGHT

CAMBER

CASTOR

+10° +5° 0° -5° -10° +10° +5° 0° -5° -10°

ACKERMANN

OUTER MIDDLE INNER INNER MIDDLE OUTER

AXLE SHIMS

OUTER CAMBER LINK LOCATION

OUTER INNER INNER OUTER

0° ANGLED **KINGPIN INCLINE** ANGLED 0°

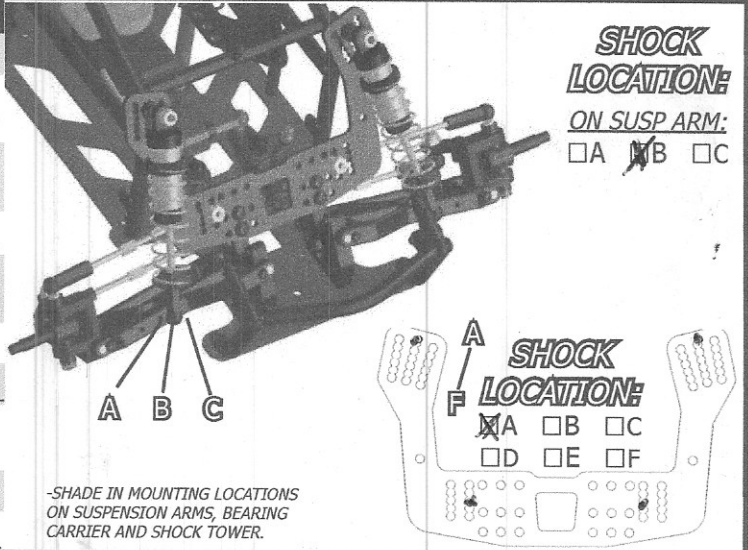
CAMBER RATE SHIMS

SUSPENSION LOCATION

OUTER MIDDLE INNER INNER MIDDLE OUTER

KICK-UP: 15° LO 15° HIGH 20° LO 20° HIGH 25° 35°

TOE: _____ **SWAY BAR:** NONE



TIRES & TRACTION

TIRE TYPE: FOAM STREET RUBBER LOOSE

| | COMPOUND | DIAMETER | INSERT |
|-----|----------|-----------|--------|
| RF: | M4 | SLIDE JOB | |
| LF: | M4 | SLIDE JOB | |
| RR: | M3 | HOLE SHOT | |
| LR: | M3 | HOLE SHOT | |

CLEANED WITH: _____

TRACTION ADDITIVE: _____

NOTES: _____

SHOCKS

COLLAR LENGTH _____

SHOCK LENGTH _____

| LEFT FRONT | RIGHT FRONT |
|--|--|
| BODY LENGTH | BODY LENGTH |
| <input type="checkbox"/> SHORT <input type="checkbox"/> MED <input checked="" type="checkbox"/> LONG | <input type="checkbox"/> SHORT <input type="checkbox"/> MED <input checked="" type="checkbox"/> LONG |
| SHAFT LENGTH | SHAFT LENGTH |
| <input type="checkbox"/> SHORT <input type="checkbox"/> MED <input checked="" type="checkbox"/> LONG | <input type="checkbox"/> SHORT <input type="checkbox"/> MED <input checked="" type="checkbox"/> LONG |
| SPRING: <u>WHITE</u> | SPRING: <u>YELLOW</u> |
| OIL: <u>35</u> | OIL: <u>35</u> |
| PISTON: <u>STK</u> | PISTON: <u>STK</u> |
| LENGTH: _____ | LENGTH: _____ |
| COLLAR: _____ | COLLAR: _____ |

LEFT REAR SUSPENSION RIGHT

CAMBER

TOE

WHEEL SPACERS

.250" .125" NONE NONE .125" .250"

BEARING CARRIER SPACING

RIGHT: FWD 1-OFF FWD MIDDLE 1-OFF REAR REAR

LEFT: FWD 1-OFF FWD MIDDLE 1-OFF REAR REAR

LONG SHORT **INNER SUSP MOUNT** SHORT LONG

ANTI-SQUAT SHIMS

3° 1.5° NONE NONE 1.5° 3°

ROLL CENTER SHIMS

.125" .060" NONE NONE .060" .125"

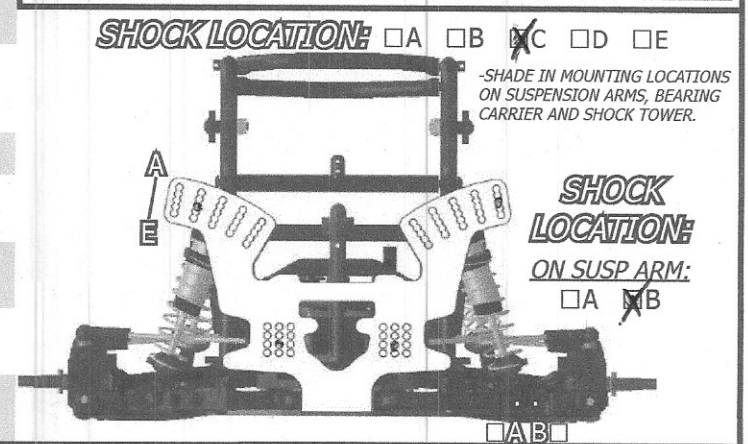
OUTER CAMBER LINK LOCATION

OUTER INNER INNER OUTER

BEARING CARRIER PIN HEIGHT

HIGH R.C. LOW R.C. (NEAR AXLE) LOW R.C. HIGH R.C.

| LEFT REAR | RIGHT REAR |
|--|--|
| BODY LENGTH | BODY LENGTH |
| <input type="checkbox"/> SHORT <input type="checkbox"/> MED <input checked="" type="checkbox"/> LONG | <input type="checkbox"/> SHORT <input type="checkbox"/> MED <input checked="" type="checkbox"/> LONG |
| SHAFT LENGTH | SHAFT LENGTH |
| <input type="checkbox"/> SHORT <input type="checkbox"/> MED <input checked="" type="checkbox"/> LONG | <input type="checkbox"/> SHORT <input type="checkbox"/> MED <input checked="" type="checkbox"/> LONG |
| SPRING: <u>RED</u> | SPRING: <u>RED</u> |
| OIL: <u>35</u> | OIL: <u>35</u> |
| PISTON: <u>STK</u> | PISTON: <u>STK</u> |
| LENGTH: _____ | LENGTH: _____ |
| COLLAR: _____ | COLLAR: _____ |



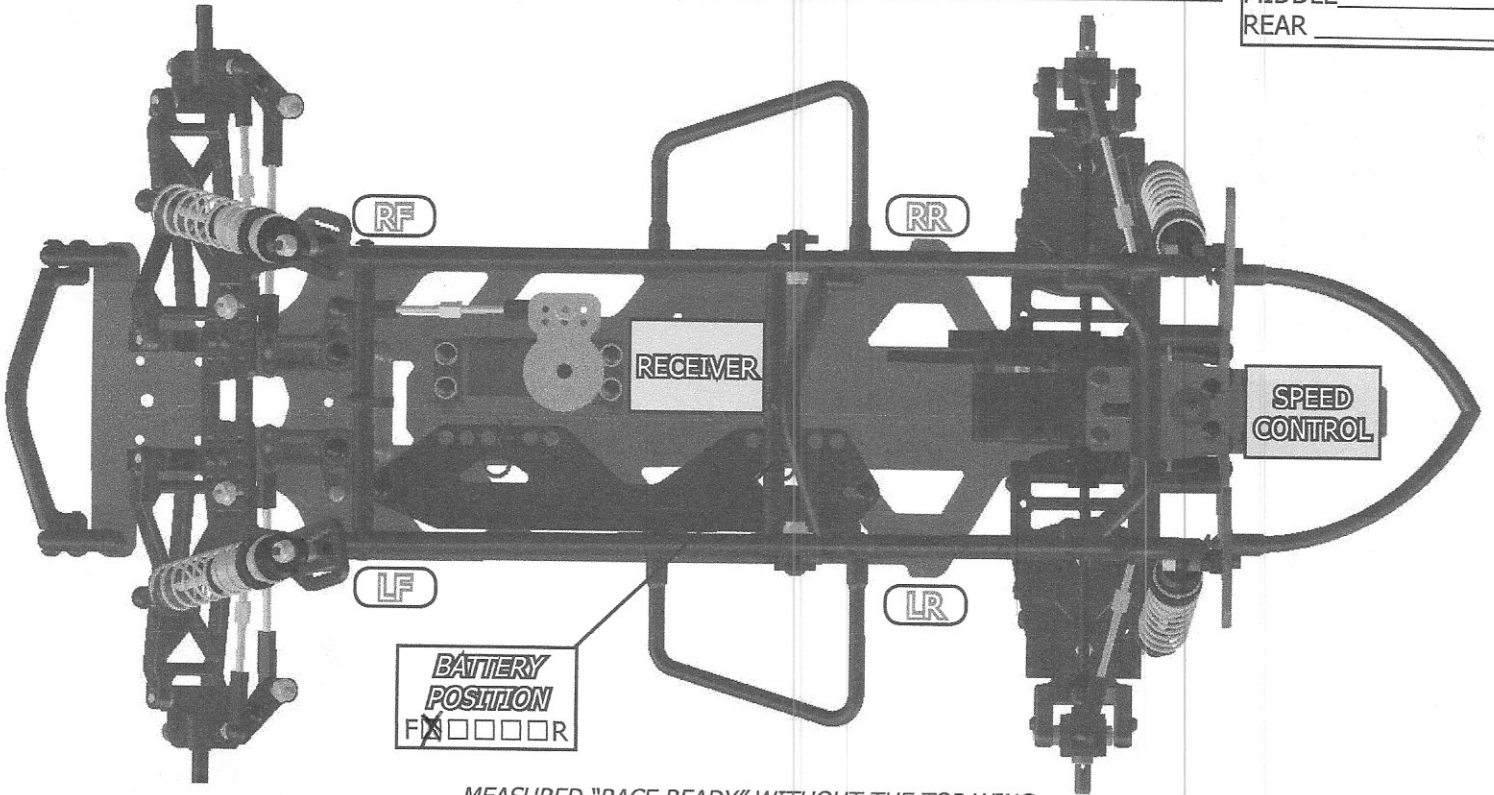


RECEIVER
 AS SHOWN

SPEED CONTROL
 AS SHOWN
 BEHIND REC.

TRANNY LOCATION:
 FORWARD
 REAR

ADDED WEIGHT:
 FRONT _____
 MIDDLE _____
 REAR _____



-MEASURED "RACE READY" WITHOUT THE TOP WING

| | | |
|---|--|--|
| RIDE HEIGHTS BY LOCATION: LF: <u>16</u> RF: <u>18</u> LR: <u>17</u> RR: <u>15</u> MEASURED FROM: <input type="checkbox"/> TOP OF CHASSIS <input checked="" type="checkbox"/> BOTTOM OF CHASSIS | CORNER WEIGHTS: LF: _____ RF: _____ LR: _____ RR: _____ OVERALL: _____ | MAX CHASSIS HEIGHT: LF: _____ RF: _____ LR: _____ RR: _____ MEASURED FROM: <input type="checkbox"/> TOP OF CHASSIS <input type="checkbox"/> BOTTOM OF CHASSIS |
|---|--|--|

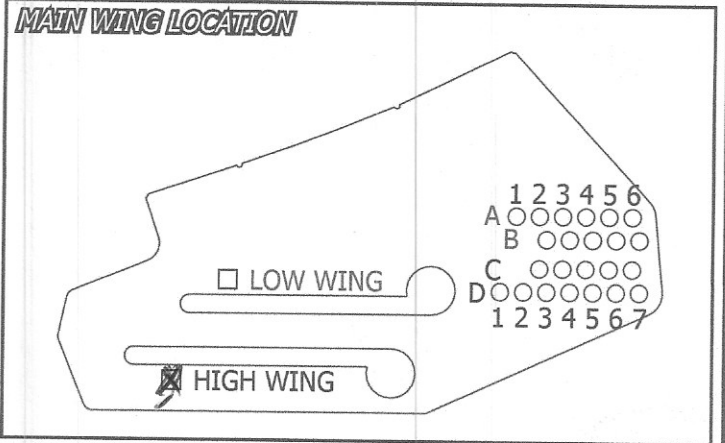
POWER SETTINGS
 MOTOR: 8.5 REEDY
 AMP DRAW: _____
 TIMING: _____
 PINION: 23
 SPUR: 31
 SPEED CONTROL: TEKIN
 "BLINKY" OPEN
 SETTINGS: _____
 BATTERY: _____
 MOTOR TEMP AFTER RUN: _____

AERO

MAIN WING
 6X6
 7X7

FRONT WING
 NONE SMALL
 LARGE

HOOD TYPE
 TRADITIONAL
 SCOOP (HIGH DF)



NOTES:
